


#NDEAM


National Disability
Employment
Awareness Month

People Working in the Community "Working Age" is 15 years old to 64 years old

The **national average** of people with disabilities who are employed in the community is **19%**.



of Ohioans with disabilities are employed.

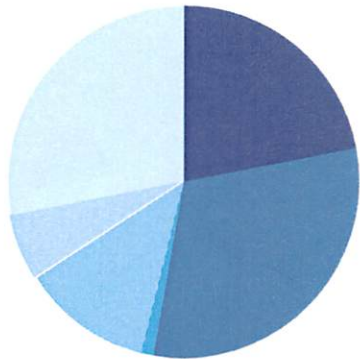


22% of adults with disabilities in **Delaware County** are employed.

Employment by Industry

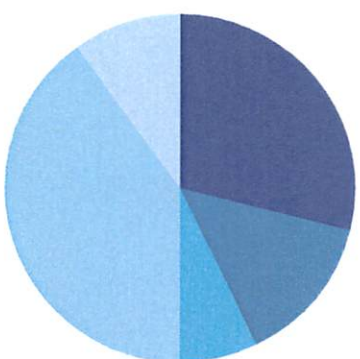
Successful employment begins with a match that is beneficial to both the employee and the employer.

Ohio Statistics



- Food Service: 22%
- Janitorial/Maintenance: 31%
- Personal Care Provider: 1%
- Retail: 12%
- Administrative Support: 6%
- Other: 28%

Delaware Statistics



- Food Service: 29%
- Janitorial/Maintenance: 14%
- Personal Care Provider: 7%
- Retail: 40%
- Administrative Support: 10%

100+

Over 100 **different businesses** employ people with disabilities in Delaware County.

Benefits of Inclusive Employment

- Decreased Employee Turnover
- Reduced Recruiting Costs
- + Untapped Labor Pool
56M People in US Have a Disability
13.3M of These People Reported Difficulty Finding a Job
- + Increased Work Productivity and Workplace Safety
- + Tax Credits & Incentives for Employer
Businesses that practice inclusive employment can tap state grants and receive tax credits



Delaware County Board of Developmental Disabilities
www.dcbdd.org • 740-201-3600

Data included in this infographic has been compiled from National Core Indicators, workplaceinitiative.org, and Delaware County reports.